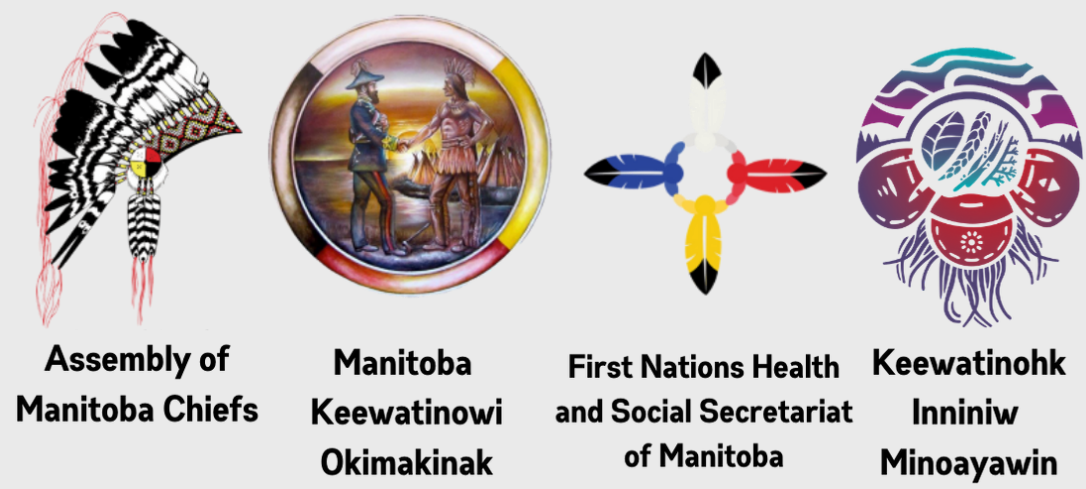


First Nations Report

Manitoba First Nations COVID-19 Pandemic Response Coordination Team

PRCT Daily Bulletin



Date: December 11, 2020

This summary report is intended to provide daily high-level analysis of COVID-19 testing and disease in First Nations people living in Manitoba.

	New Cases	Active Cases	Recovered Cases	Current Hospitalizations	ICU Patients	Total Deaths	Daily Tests
On Reserve	165	821	719	37	6	19	482
Off Reserve	65	906	1734	54	15	40	137
Total FN	230	1727	2453	91	21	59	619

Percentage (%) FN Total of overall Manitoba population

- New Cases- 51%
- Active Cases- 31%
- Recovered Cases- 17%
- Total Cases-21%
- Current Hospitalizations- 31%
- ICU Patients- 53%
- Total Deaths- 13%
- Daily Tests- 23%
- Total Tests- 13%

1 new death:

- Female in her 70s from Winnipeg

The median age of death:

- FN- 65
- Total overall MB population- 83

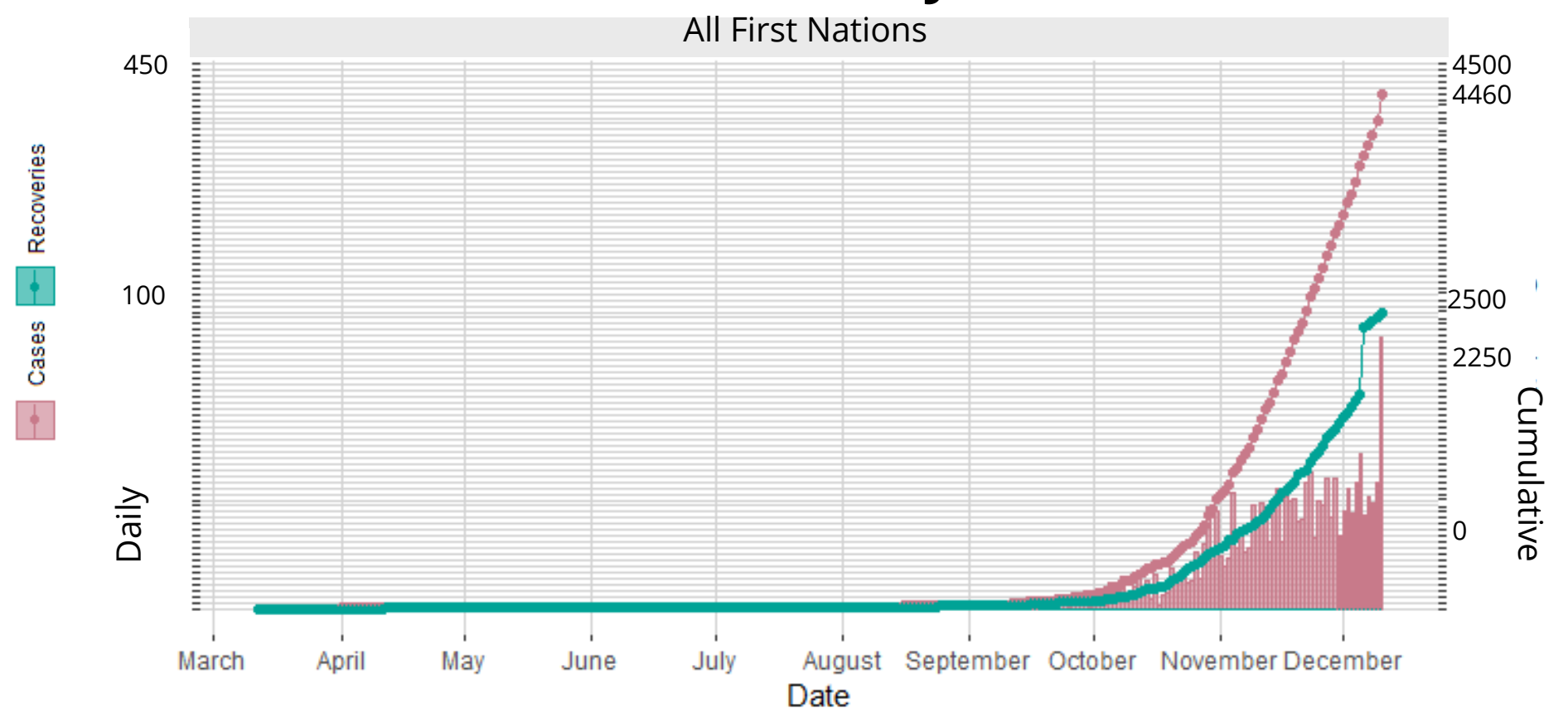
Total FN cases overall:

- On Reserve- 1559
- Off Reserve- 2680
- Total FN- 4239

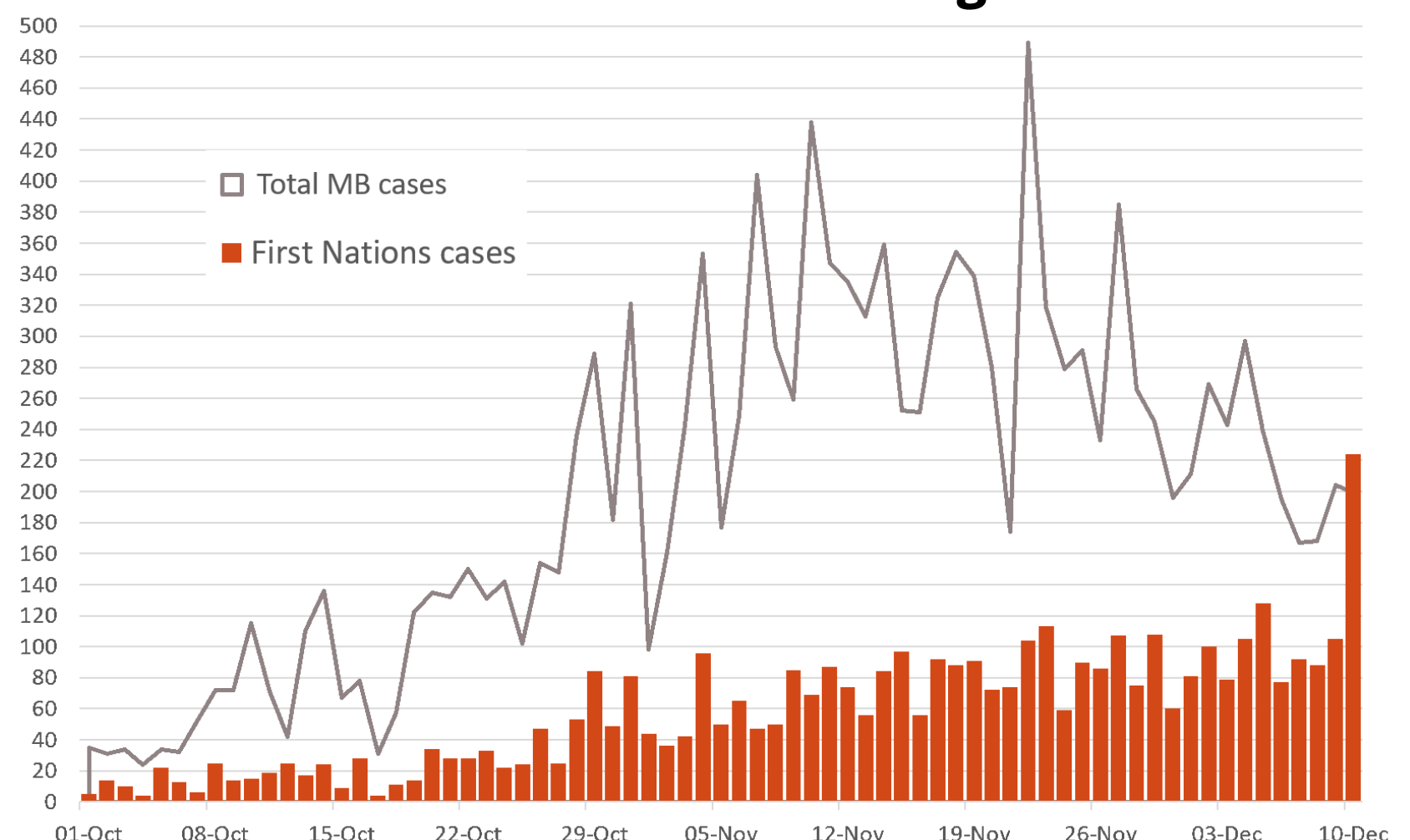
The 5 day test positivity rate:

- On Reserve- 29%
- Off Reserve- 19%
- Total FN- 25%
- Total overall MB population- 14%

COVID-19 Confirmed/Probably Cases & Recoveries



First Nations COVID case counts among all cases in Manitoba



For the purposes of this report, First Nations people are identified through a variety of mechanisms. This is because not any one method generates a complete list of the First Nations population in Manitoba. The mechanisms used are:

- PHINs of cases and tested individuals are matched up to Status First Nations in the Indian Status Registry - ISR. This list is current as of October 2017 only.
- Self-report in the course of the COVID case investigation.
- Manual review of familial linkages identified in the course of COVID case investigations. Linkages are made by reported relationships, shared last names or addresses, and only counts horizontal- sibling - or downward - offspring - linkages.

First Nations Report

Manitoba First Nations

COVID-19 Pandemic Response Coordination Team

PRCT Daily Bulletin



Assembly of
Manitoba Chiefs



Manitoba
Keewatinowi
Okimakinak



First Nations Health
and Social Secretariat
of Manitoba



Keewatinohk
Inniniw
Minoayawin

December 11, 2020- Cases by District (First Nations Population)

	Active Cases	Total Cases	Recovered Cases		Active Cases	Total Cases	Recovered Cases
Agassiz Mountain	1	1	0	Little Saskatchewan	2	6	4
Altona	1	4	3	Lynn/MCFN/Leaf/O-P FN(SIL)/PN FN (Granville)	4	10	6
Assessippi	1	2	1	Nelson House/Nisichawayasihk CN	0	7	7
Bay Line	1	4	3	Niverville/Ritchot	0	1	1
Beausejour	9	11	2	Northern Remote	95	171	75
Brandon Downtown	0	10	10	Norway House/Norway House CN	24	25	1
Brandon East End	17	19	2	Pinawa/Lac du Bonnet	6	24	18
Brandon North Hill	0	3	3	Porcupine Mountain	26	34	8
Brandon West End	2	4	2	Powerview/Pine Falls	41	58	17
Bunibonibee/Oxford House/Manto Sipi/ God's River/ God's Lake	35	44	8	Pukatawagan/Mathias Colomb FN	3	3	0
Carman	0	1	1	Riding Mountain	0	3	3
Cartier/St. François Xavier	5	104	99	Roland/Thompson	0	1	1
City of Portage La Prairie	13	46	33	Rural East	0	4	3
Cross Lake/Pimicikamak CN	14	95	81	Rural Portage	10	26	14
Dauphin	0	3	2	Sayisi Dene/Tadoule/Barrens Land/Brochet/Northlands/Lac Br	1	9	8
Duck Mountain	1	1	0	Selkirk	3	15	11
Eriksdale/Ashern	33	109	69	Seven Regions	13	14	1
Fisher/Peguis	40	275	233	Shamattawa FN/ York Factory/ Tataskweyak CN/ Split Lake	240	254	14
Flin Flon/Snow Lake/Cranberry/Sherridon	1	8	7	Springfield	0	1	1
Gillam/Fox Lake CN	0	2	2	Spruce Woods	0	1	1
Gimili	0	4	4	St. Clements	12	16	4
GR/Misipawistik CN/ ML/ Mosakahiken CN/Eas/Chemawawin FN	18	179	159	St. Laurent	2	2	0
Hanover	0	8	8	St. Pierre	0	3	3
Island Lake	127	170	42				

Districts are listed if there have been FN cases within them at any time over the course of the pandemic.

First Nations Report

Manitoba First Nations

COVID-19 Pandemic Response Coordination Team

PRCT Daily Bulletin



Assembly of
Manitoba Chiefs



Manitoba
Keewatinow
Okimakinak



First Nations Health
and Social Secretariat
of Manitoba



Keewatinohk
Inniniw
Minoayawin

December 11, 2020- Cases by District (First Nations Population)

	Active Cases	Total Cases	Recovered Cases		Active Cases	Total Cases	Recovered Cases
Ste. Anne/La Broquerie	1	3	2	Turtle Mountain	0	3	3
Steinbach	2	18	16	Unknown District	164	458	292
Stonewall/Teulon	0	4	4	Whiteshell	0	1	1
Swan River	1	6	5	Winkler	0	1	1
Tache	0	6	6	Winnipeg- Urban	647	1570	890
the Pas/OCN/Kelsey	86	288	197	Wpg Beach/St. Andrews	1	4	3
Thompson/Mystery Lake	24	85	61				

Districts are listed if there have been FN cases within them at any time over the course of the pandemic.